ATLAS DAS MACROFOTOGRAFIAS DA FACE TANGENCIAL EM RELAÇÃO AO EIXO DO TRONCO DE ALGUMAS ESPÉCIES

ANGELIM PEDRA

Foto 64 — **Hymenolobium petraeum**

BURRA LEITEIRA

Foto 65 — **Bagassa guianensis**

CEDRINHO

Foto 66 — **Cedrela fissilis**

CEDRORANA



Foto 67 — **Cedrelinga catenaeformis**

CEREJEIRA

Foto 68 — **Torresia acreana**

COPAÍBA

Foto 69 — **Copaifera multijuga**

CUPIÚBA

Foto 70 — **Goupia glabra**

FAVEIRA

Foto 71 — **Vatairea guianensis**

GONÇALO ALVES

Foto 72 — **Astronium fraxinifolium**

GUARIÚBA

Foto 73 — **Clarisia racemosa**

ITAÚBA

Foto 74 — **Mezilaurus itauba**

JATOBÁ

Foto 75 — **Hymenaea courbaril**

LACRE

Foto 76 — **Vochysia maxima**

MAÇARANDUBA



Foto 77 — **Manilkara huberi**

MAÇARANDUBA BRANCA



Foto 78 — **Virola calophylla**

MOGNO

Foto 79 — **Swietenia macrophylla**

MOROTOTÓ

Foto 80 — Didymopanax morototoni

MUIRAJIBOIA

Foto 81 — Swartzia recurva

MULATEIRO

Foto 82 — Calycophyllum acreanum

PAU ROXO



Foto 83 — Peltogyne lecointei

PEROBA



Foto 84 — Aspidosperma polyneuron

PIQUIARANA

Foto 85 — Caryocar glabrum

RAINHA



Foto 86 — Brosimum rubescens

TABINHEIRO

Foto 87 — Erisma uncinatum

ANANI



Foto 88 — **Symphonia globulifera**

CASTANHEIRA



Foto 89 — **Bertholletia excelsa**

JACAREÚBA



Foto 90 — **Calophyllum brasiliense**

MARUPÁ



Foto 91 — **Simaruba amara**

MUIRATINGA

Foto 92 — **Maquira coreacea**

PARÁ PARÁ



Foto 93 — **Jacaranda copaia**

PAU D'ARCO



Foto 94 — **Tabebuia serratifolia**